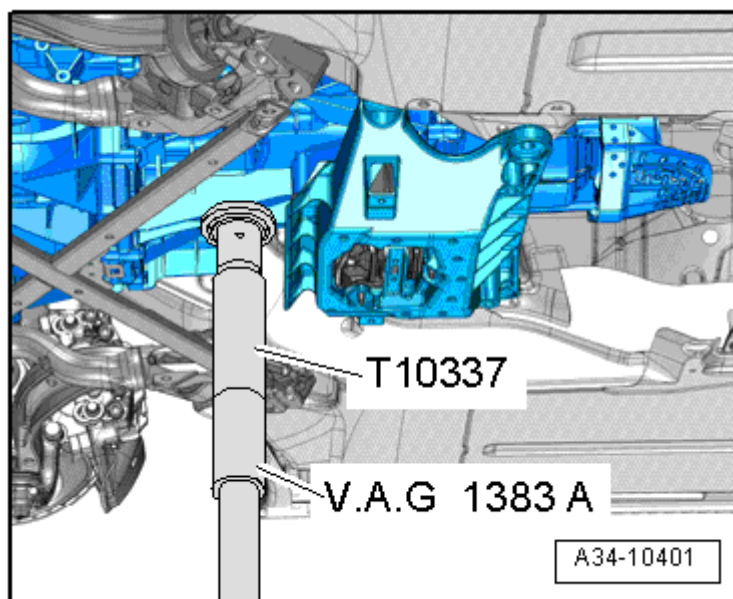


# Removing and installing exhaust gas temperature sender 4 -G648-

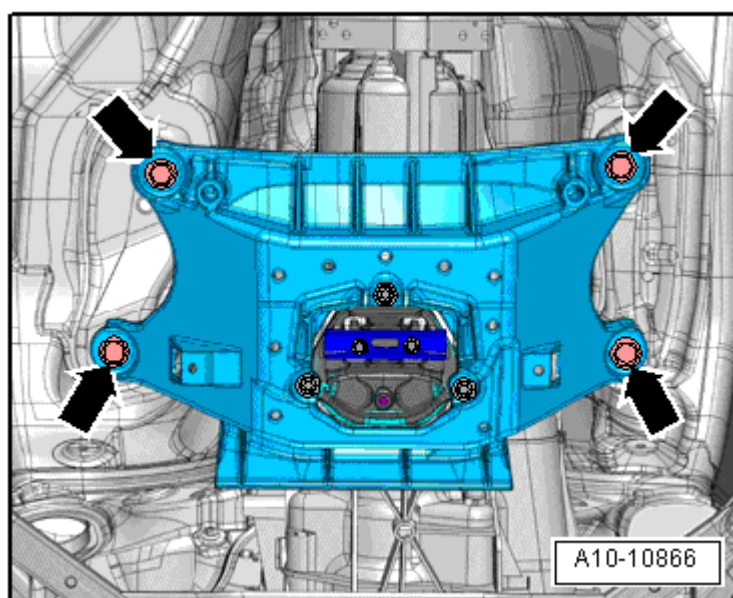
## Removing

- Remove noise insulation → [Rep. gr.66](#).
- Remove front exhaust pipe → [Chapter](#).

- Support gearbox using engine and gearbox jack -V.A.G 1383 A- with gearbox support -T10337- attached.

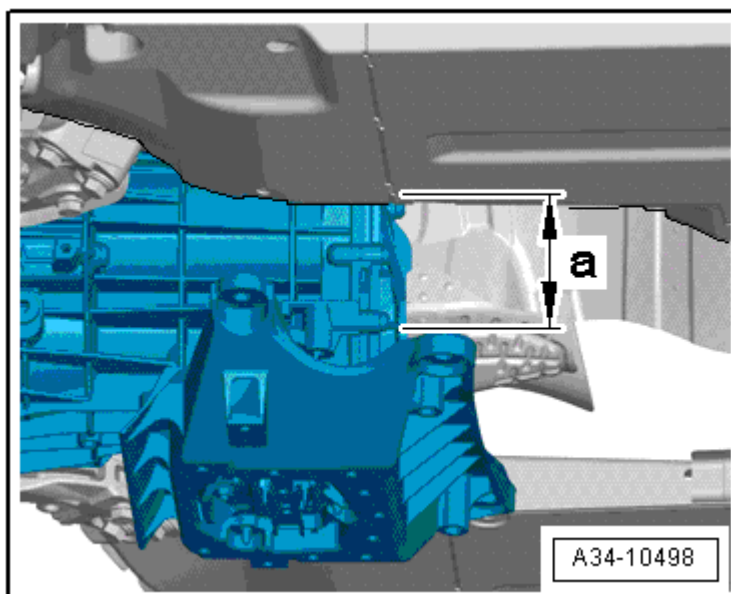


- Remove bolts -arrows- for tunnel cross member.

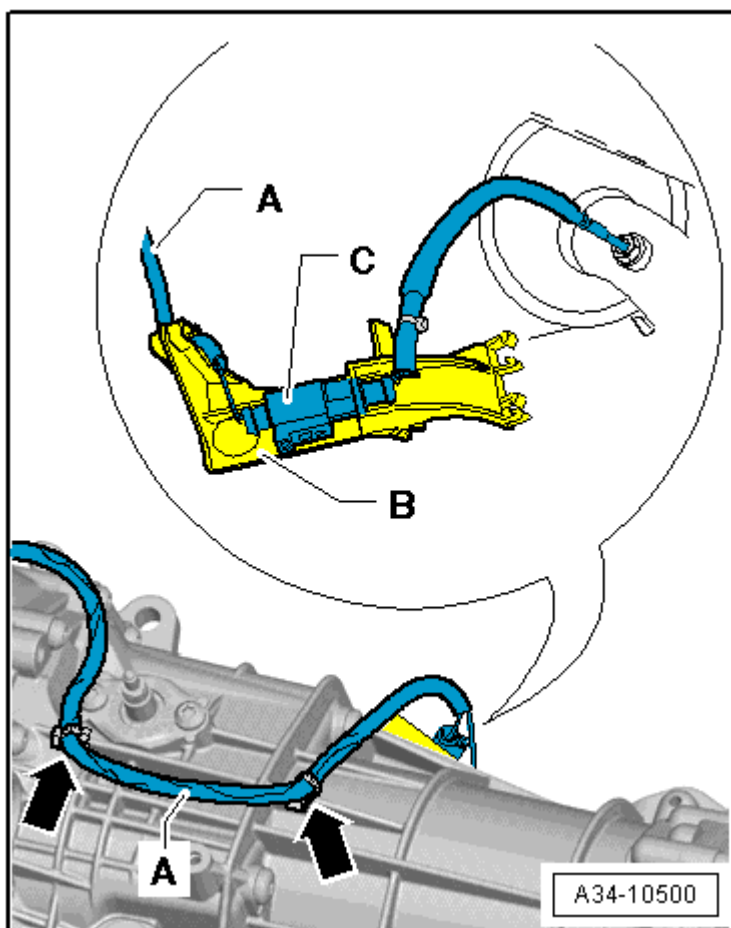


- Lower gearbox using engine and gearbox jack -V.A.G 1383 A- as far as distance -a-.

1 Dimension -a- = 80 mm (maximum).



- Unclip electrical wiring -A- from gearbox and unplug electrical connector -C-.
- Unclip bracket -B- for exhaust gas temperature sender 4 -G648- from gearbox.



- Remove exhaust gas temperature sender 4 -G648--1-.

#### Installing

Install in reverse order. Note the following:

Tightening torques → [Chapter „Exhaust gas temperature senders - exploded view“](#)

Tightening torques → [Chapter „Exhaust system - exploded view“](#)

Tightening torques for tunnel cross member → [Rep. gr.34](#)

